

2023




AP[®] Chinese Language and Culture

Free-Response Questions

Overview

Key screen images from the free-response section of the AP Chinese Language and Culture Exam are included in this document. The actual exam includes other screens, such as message boxes and help screens, which students may view while taking the exam. On screens where the “Show Time” button appears, students have the option to display the time remaining to complete the task. The exam screens are dynamic, with changing information (e.g., audio progress bar, count-down clock), while the screen images that follow are static, representing a particular moment during the exam.

Wherever Chinese text appears as reading material on the exam screen, it can be displayed in two versions: simplified characters and traditional characters. Therefore, this document includes both versions, which are labeled accordingly. This document also includes scripts for recorded material that students heard during the exam. When applicable, both simplified- and traditional-character versions of the recording scripts are included here as well. However, recording scripts are not provided for directions screens, where the audio portion matches verbatim the text appearing on the screen.

 AP

Adjust Display
AA

Help
?

Continue
→

Writing

Writing Part Directions

You will be asked to perform two writing tasks in Chinese. In each case, you will be asked to write for a specific purpose and to a specific person. You should write in as complete and as culturally appropriate a manner as possible, taking into account the purpose and the person described.

Wherever Chinese text appears for you to read, it can be displayed either in simplified characters or in traditional characters, and you may toggle between the two versions if necessary.

In this part of the exam, you can choose your desired input method for typing your responses in Chinese by selecting **Pinyin Simplified**, **Pinyin Traditional**, or **Bopomofo** from the drop-down list.

Note: Be careful not to press the **Shift** or **Caps Lock** keys while typing your response. Pressing one of these keys will switch the input language to English. To switch the input language back to Chinese, press the **Shift** or **Caps Lock** key again.

A clock will indicate how much time is remaining to write your response.

When the response time has ended, you will automatically go on to the next question. You cannot return to previous questions.

You will now begin this part.

Select **Continue** to go on.

AP


Adjust Display AA Help ?

Writing | Question 1 of 2 Show Time

Directions: In this task, you will be asked to write in Chinese for a specific purpose and to a specific person. You should write in as complete and culturally appropriate a manner as possible, taking into account the purpose and the person described.

The four pictures present a story. Imagine you are writing the story to a friend. Narrate a complete story as suggested by the pictures. Give your story a beginning, a middle, and an end.

Cut Paste Undo Redo Pinyin Simplified Hide Character Count 0



The comic strip consists of four panels. Panel 1: A young man in a blue hoodie is in a kitchen, preparing food on a table. There are bowls of food, a red cooler, and a water bottle. A speech bubble with musical notes is above him. Panel 2: The young man is sitting on a red mat outdoors under a large tree, playing an acoustic guitar. A dog is running in the background. Panel 3: A woman in a yellow jacket and black skirt is walking a dog on a leash. She is talking to the young man who is standing next to his guitar. Panel 4: The young man is playing guitar for a group of friends sitting around a table outdoors. There are drinks and food on the table.

Traditional-character version


AP		Switch to Simplified	Adjust Display AA	Help ?
Writing Question 2 of 2		⌚ Show Time		
<p>Directions: In this task, you will be asked to write in Chinese for a specific purpose and to a specific person. You should write in as complete and culturally appropriate a manner as possible, taking into account the purpose and the person described.</p>				
<p>Read this e-mail from a friend and then write a response.</p> <p>發件人: 小青 郵件主題: 城市介紹</p> <p>中文課老師讓我們做個口語報告, 介紹一個中國城市。我剛剛開始準備, 想來想去, 不知道介紹哪個城市好。我可以介紹像北京、上海這樣的大城市, 也可以介紹比較小的城市, 你有什麼建議? 另外, 為了把這個口語報告做好, 我應該怎麼準備呢? 等你的回信。</p>		<p>Cut Paste Undo Redo Pinyin Simplified ▾ Hide Character Count 0</p>		

Note: Students were able to view simplified- and traditional-character versions of the exam screen above. The simplified-character version of this screen is shown on the next page of this document.


Simplified-character version

AP		Switch to Traditional	Adjust Display AA	Help ?						
Writing Question 2 of 2		⌚ Show Time								
<p>Directions: In this task, you will be asked to write in Chinese for a specific purpose and to a specific person. You should write in as complete and culturally appropriate a manner as possible, taking into account the purpose and the person described.</p>										
<p>Read this e-mail from a friend and then write a response.</p> <p>发件人: 小青 邮件主题: 城市介绍</p> <p>中文课老师让我们做个口语报告, 介绍一个中国城市。我刚刚开始准备, 想来想去, 不知道介绍哪个城市好。我可以介绍像北京、上海这样的大城市, 也可以介绍比较小的城市, 你有什么建议? 另外, 为了把这个口语报告做好, 我应该怎么准备呢? 等你的回信。</p>	<table border="1"> <tr> <td>Cut</td> <td>Paste</td> <td>Undo</td> <td>Redo</td> <td>Pinyin Simplified ▾</td> <td>Hide Character Count 0</td> </tr> </table>				Cut	Paste	Undo	Redo	Pinyin Simplified ▾	Hide Character Count 0
Cut	Paste	Undo	Redo	Pinyin Simplified ▾	Hide Character Count 0					

Note: Students were able to view simplified- and traditional-character versions of the exam screen above. The traditional-character version of this screen is shown on the preceding page of this document.

 **AP**

Adjust Display
AA

Volume


Continue
→

Speaking

Speaking Part Directions

You will participate in a simulated conversation and make a presentation.





For the presentation, you will have a specific amount of preparation time. During the preparation time, a clock will indicate how much time is remaining.

For both tasks, you will have a specific amount of response time. During the response time, a clock will indicate how much time is remaining.

When the response time has ended, you will automatically go on to the next question. You cannot return to previous questions.

Your cue to start speaking will always be this tone.

Select **Continue** to go on.

 **AP**Adjust Display Volume Continue 

Speaking

Speaking Part Directions: Conversation

You will participate in a simulated conversation. Each time it is your turn to speak, you will have 20 seconds (standard time) to record. You should respond as fully and as appropriately as possible.

There will be six times when it is your turn to speak.

You will now begin this part.

Select **Continue** to go on.

AP

Adjust Display AA Volume

Speaking | Question 1 of 7

Directions: You will participate in a simulated conversation. You will hear a series of 6 questions or statements; after each question or statement, you will hear a tone signifying that it is your turn to speak. You will have 20 seconds to record each response. You should respond as fully and as appropriately as possible. When you are ready to begin, select the Continue button.

You will have a conversation with Ms. Wang, the principal of a Chinese language school, about assisting in the school's cultural classes on weekends.

Play 0:00 / 0:09
You may no longer play this audio.

RESPONSE TIME
00:00:19

Note: Students saw the exam screen above for each of the individual questions that together compose this task. Only the screen image for the first question is shown here, but during the exam, each of the screens indicated the number of the question the students were responding to.

Note: References to the speaker in this item vary from the version of the item administered operationally

The following text is the traditional-character version of the recording script for the audio portion of the task shown in the previous screen image. Students heard this audio during the exam administration, but this text does not appear in the exam and is provided here for reference only.

Speaking Question 1 of 7

WA: 你好！歡迎你來我們中文學校，我是王校長。請你介紹一下你自己吧！

[TONE]

(20 seconds)

Speaking Question 2 of 7

WA: 我們學校是週末上課。你平常週末都做些什麼？

[TONE]

(20 seconds)

Speaking Question 3 of 7

WA: 我們有書法、唱歌、中國功夫，你想去哪一門課幫忙？為什麼？

[TONE]

(20 seconds)

Speaking Question 4 of 7

WA: 你好像很了解中國文化，你為什麼對中國文化這麼感興趣呢？

[TONE]

(20 seconds)

Speaking Question 5 of 7

WA: 下個月，我們會帶學生去中國城看看，你跟我們一起去，怎麼樣？

[TONE]

(20 seconds)

Speaking Question 6 of 7

WA: 謝謝你來，很高興認識你。那你今天下午還打算做些什麼？

[TONE]

(20 seconds)

The following text is the simplified-character version of the recording script for the audio portion of the task shown in the previous screen image. Students heard this audio during the exam administration, but this text does not appear in the exam and is provided here for reference only.

Speaking Question 1 of 7

WA: 你好！欢迎你来我们中文学校，我是王校长。请你介绍一下你自己吧！

[TONE]

(20 seconds)

Speaking Question 2 of 7

WA: 我们学校是周末上课。你平常周末都做些什么？

[TONE]

(20 seconds)

Speaking Question 3 of 7

WA: 我们有书法、唱歌、中国功夫，你想去哪一门课帮忙？为什么？

[TONE]

(20 seconds)

Speaking Question 4 of 7

WA: 你好像很了解中国文化，你为什么对中国文化这么感兴趣呢？

[TONE]

(20 seconds)

Speaking Question 5 of 7

WA: 下个月，我们会带学生去中国城看看，你跟我们一起去，怎么样？

[TONE]


(20 seconds)




Speaking Question 6 of 7

WA: 谢谢你来，很高兴认识你。那你今天下午还打算做些什么？

[TONE]

(20 seconds)

 **AP**

[Adjust Display](#)  [Volume](#)  [Continue](#) 

Speaking

Speaking Part Directions: Cultural Presentation

You will be asked to speak in Chinese on a specific topic. Imagine you are making an oral presentation to your Chinese class. First, you will read and hear the topic for your presentation. You will have 4 minutes (standard time) to prepare your presentation. Then you will have 2 minutes (standard time) to record your presentation. Your presentation should be as complete as possible.

You will now begin this part.

Select **Continue** to go on.

Adjust Display
AA

Volume

Speaking | Question 7 of 7

Directions: You will be asked to speak in Chinese on a specific topic. Imagine you are making an oral presentation to your Chinese class. First, you will hear and read the topic for your presentation. The time you will have to prepare your presentation is indicated on the clock. You will then have 2 minutes to record your presentation. Your presentation should be as complete as possible.

Choose ONE type of Chinese art expression or style (for example, Yue Opera or regional dances, open courtyard homes or buildings, and pottery or sculpture, etc.). In your presentation, describe this type of Chinese art and explain its significance.

▶ Play 0:00 / 0:18
You may no longer play this audio.

Preparation Time: 4 Minutes
Response Time: 2 Minutes

PREPARATION TIME

00:04:00

The following text is the recording script for the audio portion of the task shown in the previous screen image. Students heard this audio during the exam administration and viewed the text on-screen.

Speaking Question 7 of 7

N: Choose ONE type of Chinese art expression or style (for example, Yue Opera or regional dances, open courtyard homes or buildings, and pottery or sculpture, etc.). In your presentation, describe this type of Chinese art and explain its significance.

N: You have four minutes to prepare your presentation.

(240 seconds)

[GENTLE TONE]

N: You have two minutes to record your presentation.

[TONE]

(120 seconds)