

# Scoring Your PSAT 8/9 Practice Test #1

Congratulations on completing a PSAT™ 8/9 practice test. To score your test, follow the instructions in this guide.

## Scores Overview

Each assessment in the SAT Suite (SAT®, PSAT/NMSQT®, PSAT™ 10, and PSAT 8/9) reports test scores and cross-test scores on a common scale.

Each assessment also reports subscores, which provide more information to students, educators, and parents. For more details about scores, visit [collegereadiness.collegeboard.org](http://collegereadiness.collegeboard.org).


The College Board Assessment Design & Development team wrote the practice test using the same processes and standards they use when writing the actual PSAT 8/9. Everything from the way the questions are written to how they look on the page reflects what you'll see on test day.

<b>1 Total Score</b> 240–1440 Scale	<b>Total Score</b>		
<b>2 Section Scores</b> 120–720 Scale	<b>Evidence-Based Reading and Writing</b>		<b>Math</b>
<b>3 Test Scores</b> 6–36 Scale	<b>Reading</b>	<b>Writing and Language</b>	<b>Math</b>
<b>2 Cross-Test Scores</b> 6–36 Scale	<b>Analysis in History/Social Studies</b>		
	<b>Analysis in Science</b>		
<b>6 Subscores</b> 1–15 Scale	<b>Command of Evidence</b>		<b>Heart of Algebra</b>
	<b>Words in Context</b>		<b>Problem Solving and Data Analysis</b>
	<b>Expression of Ideas</b>		
	<b>Standard English Conventions</b>		

# How to Calculate Your Practice Test Scores


## GET SET UP

- 1 You'll need the answer sheet that you bubbled in while taking the practice test. You'll also need the conversion tables and answer key at the end of this guide.



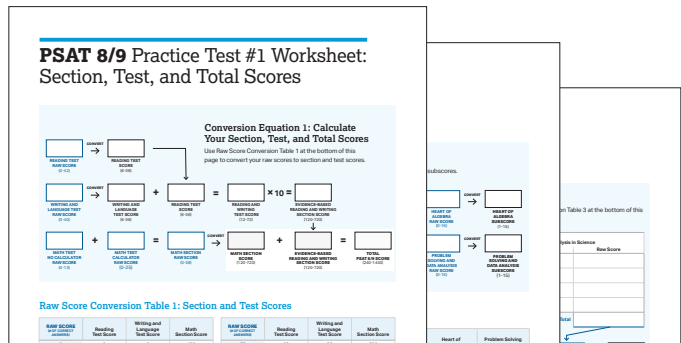
## SCORE YOUR PRACTICE TEST

- 2 Using the answer key on page 7, count your total correct answers for each section. Write the number of correct answers for each section in the answer key at the bottom of that section.



## CALCULATE YOUR SCORES

- 3 Using your marked-up answer key and the conversion tables, follow the directions on pages 3–6 to get all of your scores.



# Get Section, Test, and Total Scores

Your total score on the PSAT 8/9 practice test is the sum of your Evidence-Based Reading and Writing Section score and your Math Section score. To get your total score, you'll convert what we call the "raw score" for each section—the number of questions you got right in that section—into the "scaled score" for that section, and then calculate the total score.

## GET YOUR EVIDENCE-BASED READING AND WRITING SECTION SCORE

Calculate your PSAT 8/9 Evidence-Based Reading and Writing Section score (it's on a scale of 120–720) by first determining your Reading Test score and your Writing and Language Test score. Here's how:

- Using the answer key on page 7, count the number of correct answers you got on Section 1 (the Reading Test). The number of correct answers is your raw score.
- Go to Raw Score Conversion Table 1: Section and Test Scores on page 8. Find your raw score in the "Raw Score" column and match it to the number in the "Reading Test Score" column.
- Do the same with Section 2 to determine your Writing and Language Test score.
- Add your Reading Test score to your Writing and Language Test score.
- Multiply that number by 10. This is your Evidence-Based Reading and Writing Section score.

**EXAMPLE:** Jennifer answered 29 of the 42 questions correctly on the PSAT 8/9 Reading Test and 20 of the 40 questions correctly on the PSAT 8/9 Writing and Language Test. Using the table on page 8 she calculates that she received a PSAT 8/9 Reading Test score of 26 and a PSAT 8/9 Writing and Language Test score of 21. She adds 26 to 21 (gets 47) and then multiplies by 10 to determine her PSAT 8/9 Evidence-Based Reading and Writing Section score is 470.

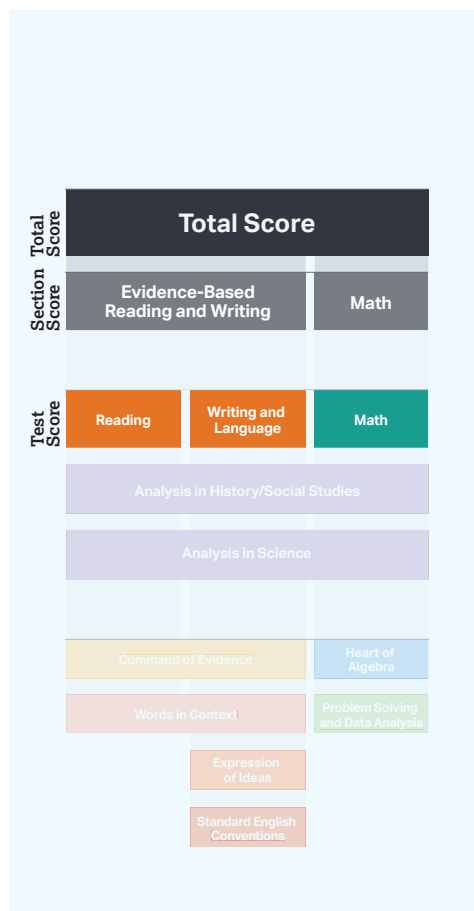
## GET YOUR MATH SECTION SCORE

Calculate your PSAT 8/9 Math Section score (it's on a scale of 120–720).

- Using the answer key on page 7, count the number of correct answers you got on Section 3 (Math Test – No Calculator) and Section 4 (Math Test – Calculator).
- Add the number of correct answers you got on Section 3 (Math Test – No Calculator) and Section 4 (Math Test – Calculator).
- Use Raw Score Conversion Table 1 to turn your raw score into your Math Section score.

## GET YOUR TOTAL SCORE

Add your Evidence-Based Reading and Writing Section score to your Math Section score. The result is your total score (on a scale of 240–1440) on the PSAT 8/9 Practice Test.



**Your total score on the PSAT 8/9 practice test is the sum of your Evidence-Based Reading and Writing Section score and your Math Section score.**



Use worksheet pages 7 and 8 to calculate your section, test, and total scores.

# Get Subscores

Subscores provide more detailed information about your strengths in specific areas within literacy and math. They are reported on a scale of 1–15.

## COMMAND OF EVIDENCE

The Command of Evidence subscore is based on questions from both the Reading Test and the Writing and Language Test that ask you to interpret and use evidence found in a wide range of passages and informational graphics, such as graphs, tables, and charts.

- 1 Add up your total correct answers from the following questions:
  - Reading Test: Questions 8; 10; 15–16; 20; 23–25; 30; 42
  - Writing and Language Test: Questions 3; 5; 11–12; 28–29; 34; 36

Your raw score is your total correct answers from all of these questions.

- 2 Use Raw Score Conversion Table 2: Subscores on page 9 to determine your Command of Evidence subscore.

## WORDS IN CONTEXT

The Words in Context subscore is based on questions from both the Reading Test and the Writing and Language Test that address word/phrase meaning in context and rhetorical word choice.

- 1 Add up your total correct answers from the following questions:
  - Reading Test: Questions 5–6; 12–13; 19; 21; 31–32; 37–38
  - Writing and Language Test: Questions 2; 7; 14; 19; 23–24; 37; 39

Your raw score is your total correct answers from all of these questions.

- 2 Use Raw Score Conversion Table 2 to determine your Words in Context subscore.

## EXPRESSION OF IDEAS


The Expression of Ideas subscore is based on questions from the Writing and Language Test that focus on topic development, organization, and rhetorically effective use of language.

- 1 Add up your total correct answers from the following questions:
  - Writing and Language Test: Questions 2–3; 5; 7–9; 11–12; 14; 18–20; 23–25; 28–30; 34; 36–40

Your raw score is your total correct answers from all of these questions.

- 2 Use Raw Score Conversion Table 2 to determine your Expression of Ideas subscore.

**Subscores provide more detailed information about your strengths in specific areas within literacy and math.**

 Use worksheet pages 7 and 9 to calculate your subscores.

## STANDARD ENGLISH CONVENTIONS

The Standard English Conventions subscore is based on questions from the Writing and Language Test that focus on sentence structure, usage, and punctuation.

- 1 Add up your total correct answers from the following questions:
  - Writing and Language Test: Questions 1; 4; 6; 10; 13; 15–17; 21–22; 26–27; 31–33; 35

Your raw score is your total correct answers from all of these questions.

- 2 Use Raw Score Conversion Table 2 to determine your Standard English Conventions subscore.

## HEART OF ALGEBRA

The Heart of Algebra subscore is based on questions from the Math Test that focus on linear equations and inequalities.

- 1 Add up your total correct answers from the following questions:
  - Math Test – No Calculator: Questions 1–3; 5; 8–9; 12–13
  - Math Test – Calculator: Questions 2; 8; 12; 14; 20–23

Your raw score is your total correct answers from all of these questions.

- 2 Use Raw Score Conversion Table 2 to determine your Heart of Algebra subscore.

## PROBLEM SOLVING AND DATA ANALYSIS

The Problem Solving and Data Analysis subscore is based on questions from the Math Test that focus on quantitative reasoning, the interpretation and synthesis of data, and solving problems in rich and varied contexts.

- 1 Add up your total correct answers from the following questions:
  - Math Test – Calculator: Questions 1; 3–7; 9–11; 15–19; 24–25

Your raw score is your total correct answers from all of these questions.

- 2 Use Raw Score Conversion Table 2 to determine your Problem Solving and Data Analysis subscore.

Total Score		
Evidence-Based Reading and Writing		Math
Reading	Writing and Language	Math
Analysis in History/Social Studies		
Analysis in Science		
Command of Evidence		Heart of Algebra
Words in Context	Problem Solving and Data Analysis	
Expression of Ideas		
Standard English Conventions		

**Subscores provide more detailed information about your strengths in specific areas within literacy and math.**

Use worksheet pages 7 and 9 to calculate your subscores.

# Get Cross-Test Scores

The PSAT 8/9 also reports two cross-test scores: Analysis in History/Social Studies and Analysis in Science. These scores are based on questions in the Reading, Writing and Language, and Math Tests that ask students to think analytically about texts and questions in these subject areas. Cross-test scores are reported on a scale of 6–36.

## ANALYSIS IN HISTORY/SOCIAL STUDIES

- 1 Add up your total correct answers from the following questions:
  - Reading Test: Questions 9–16; 26–34
  - Writing and Language Test: Questions 2–3; 5; 7–9
  - Math Test – No Calculator: Question 8
  - Math Test – Calculator: Questions 16; 19; 21; 24–25

Your raw score is your total correct answers from all of these questions.

- 2 Use Raw Score Conversion Table 3: Cross-Test Scores on page 10 to determine your Analysis in History/Social Studies cross-test score.

## ANALYSIS IN SCIENCE

- 1 Add up your total correct answers from the following questions:
  - Reading Test: Questions 17–25; 35–42
  - Writing and Language Test: Questions 11–12; 14; 18–20
  - Math Test – No Calculator: Question 7
  - Math Test – Calculator: Questions 5; 7; 11; 17–18

Your raw score is your total correct answers from all of these questions.

- 2 Use Raw Score Conversion Table 3 to determine your Analysis in Science cross-test score.

**Cross-test scores are based on questions in the Reading, Writing and Language, and Math Tests. They show how you think analytically about text and questions in history/social studies and science contexts.**

Use worksheet pages 7 and 10 to calculate your cross-test scores.

# PSAT 8/9 Practice Test #1

## Worksheet: Answer Key

### Reading Test Answers

QUESTION #	CORRECT	MARK YOUR CORRECT ANSWERS	QUESTION #	CORRECT	MARK YOUR CORRECT ANSWERS
1	D		23	C	
2	B		24	C	
3	A		25	C	
4	B		26	D	
5	B		27	C	
6	D		28	D	
7	A		29	B	
8	C		30	A	
9	B		31	B	
10	A		32	C	
11	C		33	B	
12	D		34	A	
13	B		35	D	
14	D		36	A	
15	C		37	A	
16	B		38	B	
17	A		39	C	
18	D		40	C	
19	B		41	C	
20	C		42	D	
21	B				
22	A				

**READING TEST  
RAW SCORE**  
(Total # of Correct Answers)

### Writing and Language Test Answers

QUESTION #	CORRECT	MARK YOUR CORRECT ANSWERS	QUESTION #	CORRECT	MARK YOUR CORRECT ANSWERS
1	D		22	B	
2	D		23	D	
3	D		24	C	
4	B		25	C	
5	A		26	D	
6	A		27	B	
7	C		28	A	
8	A		29	B	
9	C		30	D	
10	B		31	B	
11	A		32	B	
12	B		33	C	
13	A		34	D	
14	D		35	C	
15	B		36	A	
16	A		37	D	
17	D		38	C	
18	B		39	B	
19	C		40	B	
20	A				
21	C				

**WRITING AND LANGUAGE TEST  
RAW SCORE**  
(Total # of Correct Answers)

### Math Test – No Calculator Answers

QUESTION #	CORRECT	MARK YOUR CORRECT ANSWERS
1	D	
2	A	
3	A	
4	D	
5	B	
6	C	
7	B	
8	D	
9	C	
10	D	
11	3	
12	5	
13	5.5, 11/2	

**MATH TEST –  
NO CALCULATOR  
RAW SCORE**  
(Total # of  
Correct Answers)

### Math Test – Calculator Answers

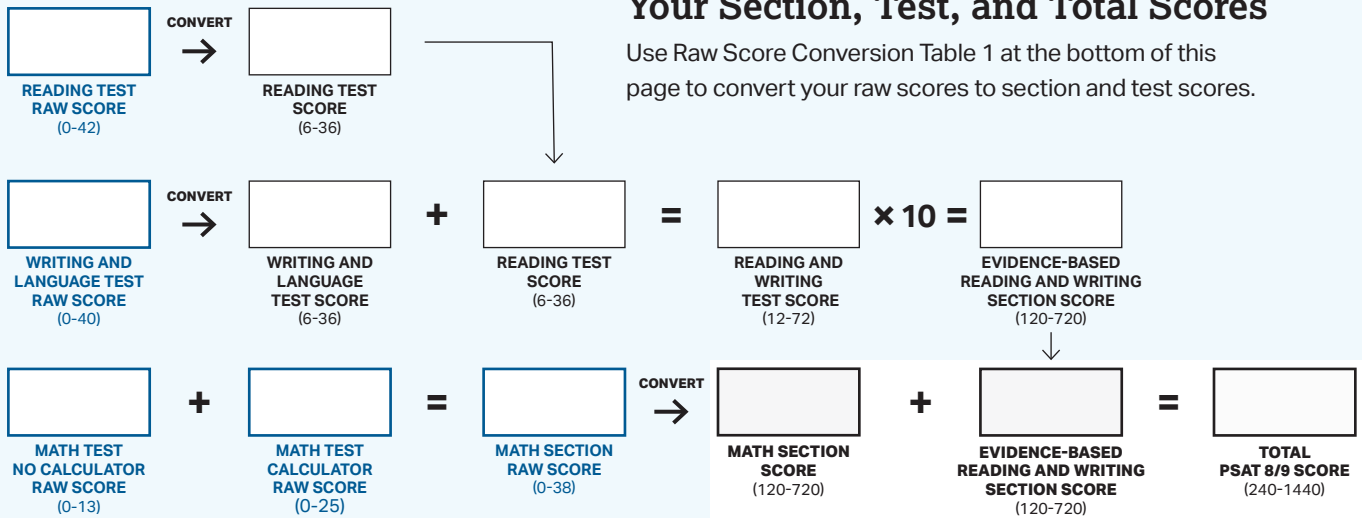
QUESTION #	CORRECT	MARK YOUR CORRECT ANSWERS
1	D	
2	B	
3	B	
4	C	
5	A	
6	B	
7	C	
8	A	
9	A	
10	C	
11	B	
12	B	
13	D	
14	A	
15	B	
16	C	
17	C	
18	B	
19	B	
20	A	
21	D	
22	3/10, .3	
23	90	
24	29	
25	16	

**MATH TEST –  
CALCULATOR  
RAW SCORE**  
(Total # of  
Correct Answers)

# PSAT 8/9 Practice Test #1 Worksheet: Section, Test, and Total Scores

## Conversion Equation 1: Calculate Your Section, Test, and Total Scores

Use Raw Score Conversion Table 1 at the bottom of this page to convert your raw scores to section and test scores.



## Raw Score Conversion Table 1: Section and Test Scores

RAW SCORE (# OF CORRECT ANSWERS)	Reading Test Score	Writing and Language Test Score	Math Section Score
0	6	6	120
1	7	7	150
2	9	8	180
3	10	10	210
4	11	11	240
5	12	12	270
6	13	13	290
7	14	13	310
8	15	14	330
9	16	15	340
10	16	15	360
11	17	16	370
12	17	16	380
13	17	17	400
14	18	17	410
15	18	18	420
16	19	18	440
17	19	19	450
18	20	19	460
19	20	20	470
20	21	21	480
21	21	21	490

RAW SCORE (# OF CORRECT ANSWERS)	Reading Test Score	Writing and Language Test Score	Math Section Score
22	22	22	500
23	22	23	510
24	23	23	520
25	23	24	530
26	24	25	540
27	25	25	560
28	25	26	570
29	26	26	580
30	27	27	590
31	27	28	610
32	28	28	620
33	29	29	640
34	30	30	660
35	30	31	680
36	31	32	690
37	32	33	710
38	33	34	720
39	34	35	
40	35	36	
41	35		
42	36		

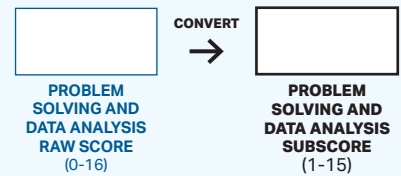
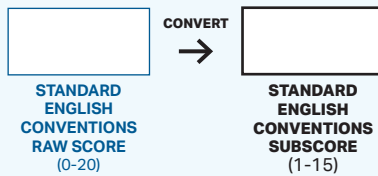
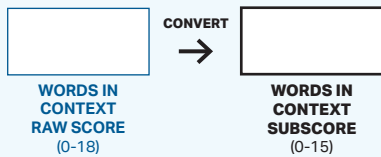
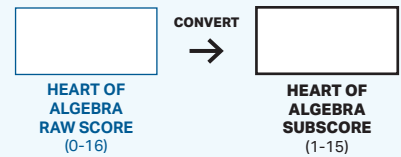
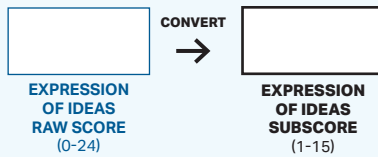
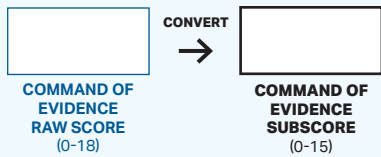


# PSAT 8/9 Practice Test #1

## Worksheet: Subscores

### Conversion Equation 2: Calculate Your Subscores

Use Raw Score Conversion Table 2 at the bottom of this page to convert your raw scores to subscores.



### Raw Score Conversion Table 2: Subscores

RAW SCORE (# OF CORRECT ANSWERS)	Command of Evidence	Words in Context	Expression of Ideas	Standard English Conventions	Heart of Algebra	Problem Solving and Data Analysis
0	1	1	1	1	1	1
1	2	1	1	1	3	2
2	3	1	2	1	4	3
3	3	2	3	2	5	4
4	4	3	3	2	6	5
5	5	4	4	3	7	5
6	6	5	5	4	7	6
7	7	6	5	5	8	7
8	7	6	6	6	9	8
9	8	7	7	7	10	9
10	9	8	7	8	11	10
11	9	9	8	9	12	10
12	10	10	8	10	13	11
13	11	11	9	11	14	13
14	11	12	10	12	15	14
15	12	13	10	13	15	15
16	13	14	11	15	15	15
17	14	15	11			
18	15	15	12			
19			12			
20			13			
21			13			
22			14			
23			15			
24			15			

# PSAT 8/9 Practice Test #1

## Worksheet: Cross-Test Scores

### Conversion Equation 3: Calculate Your Cross-Test Scores

Put your question-specific raw scores from page 7 into the table. Then use Raw Score Conversion Table 3 at the bottom of this page to convert your total raw scores to cross-test scores.

Test	Analysis in History/Social Studies		Analysis in Science	
	Questions	Raw Score	Questions	Raw Score
Reading Test	9–16; 26–34		17–25; 35–42	
Writing and Language Test	2–3; 5; 7–9		11–12; 14; 18–20	
Math Test – No Calculator	8		7	
Math Test – Calculator	16; 19; 21; 24–25		5; 7; 11; 17–18	
	<b>Total</b>		<b>Total</b>	

ANALYSIS IN HISTORY/  
SOCIAL STUDIES  
RAW SCORE  
(0–29)

→ CONVERT →

ANALYSIS IN HISTORY/  
SOCIAL STUDIES  
CROSS-TEST SCORE  
(6–36)

ANALYSIS IN  
SCIENCE  
RAW SCORE  
(0–29)

→ CONVERT →

ANALYSIS IN  
SCIENCE CROSS-  
TEST SCORE  
(6–36)

### Raw Score Conversion Table 3: Cross-Test Scores

RAW SCORE (# OF CORRECT ANSWERS)	Analysis in History/ Social Studies Cross-Test Score	Analysis in Science Cross-Test Score	RAW SCORE (# OF CORRECT ANSWERS)	Analysis in History/ Social Studies Cross-Test Score	Analysis in Science Cross-Test Score
0	6	6	15	21	23
1	8	9	16	22	24
2	10	11	17	23	25
3	12	14	18	24	26
4	13	15	19	25	28
5	14	16	20	26	29
6	15	16	21	27	30
7	16	17	22	29	31
8	16	18	23	30	31
9	17	19	24	31	32
10	18	20	25	32	33
11	19	20	26	34	34
12	19	21	27	35	35
13	20	22	28	36	35
14	20	23	29	36	36